



ics
Universidad
de Navarra

ATLANTES Programme



EAPC Ranking of Palliative Care Development in the European Union


Kathrin Woitha , Eduardo Garralda, José María Martín-Moreno, David Clark,
Carlos Centeno

CONTEXT

Things that we can measure are
easier to be improved

There is growing
interest in
monitoring
palliative care
development
internationally

Any ranking is a big
methodological
challenge



Objective

To generate a ranking classification for PC development in the 28 countries of the European Union as a secondary analysis of data of the EAPC ATLAS

- To compare scores for PC development between 2007 and 2013 to check the sensitivity of the ranking system
- To compare with another ranking system (The Economist) to study reliability



METHOD: A WORKING DEFINITION



- We want to refine the ranking system we develop for the Technical Report for the EU Parliament, in 2007 (Martín-Moreno JM, et al)
- **PC 'development'** in this study is understood as a combination of the **existence of relevant services** in a country ('resources') **plus the capacity to develop professional activities** including developing further resources in the future ('vitality')

Methods: 2 dimensions

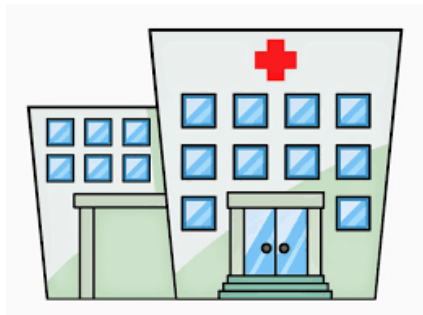


RESOURCES 3 indicators

Inpatient palliative care units
and inpatient hospices (per mill
inhab.)

Hospital support teams (per mill
inhab.)

Home care teams (per mill
inhab.)



VITALITY 5 outcomes

Existence of a National
Association

Directory of services available

Existence of Physician
specialization (accreditation)

Level of attendances to EAPC
Conferences

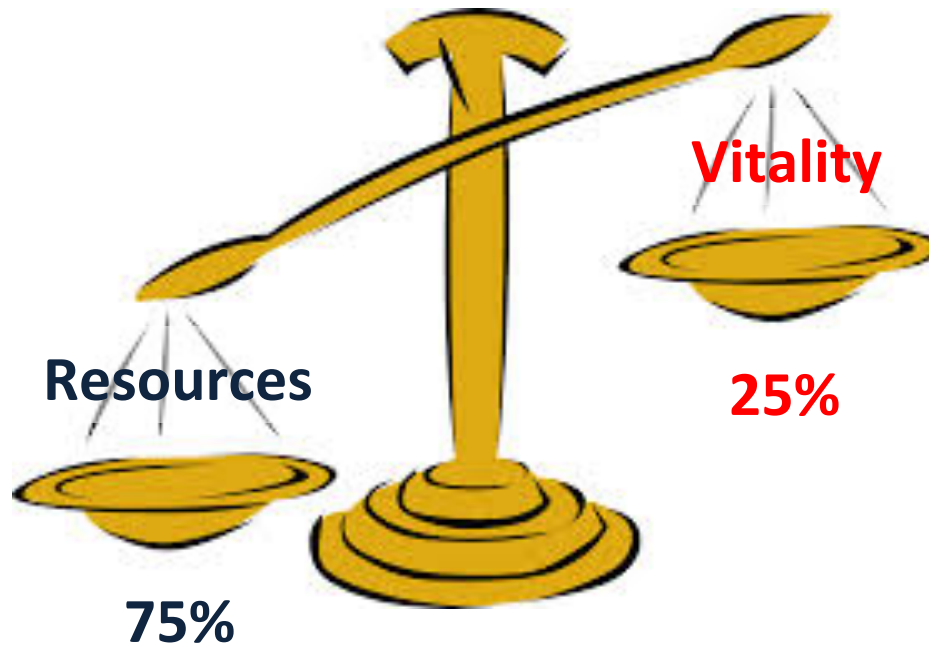
Level of publications on
National PC development



METHODS: 2 INDEX & 1 GLOBAL RANKING

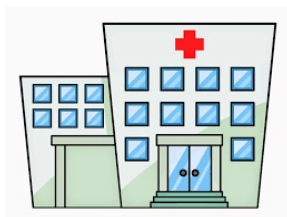


- The leading country (by raw score) is the reference point against which all other countries are measured: TWO INDEX
- The combination of both give us one GLOBAL RANKING (weighted by expert consensus)

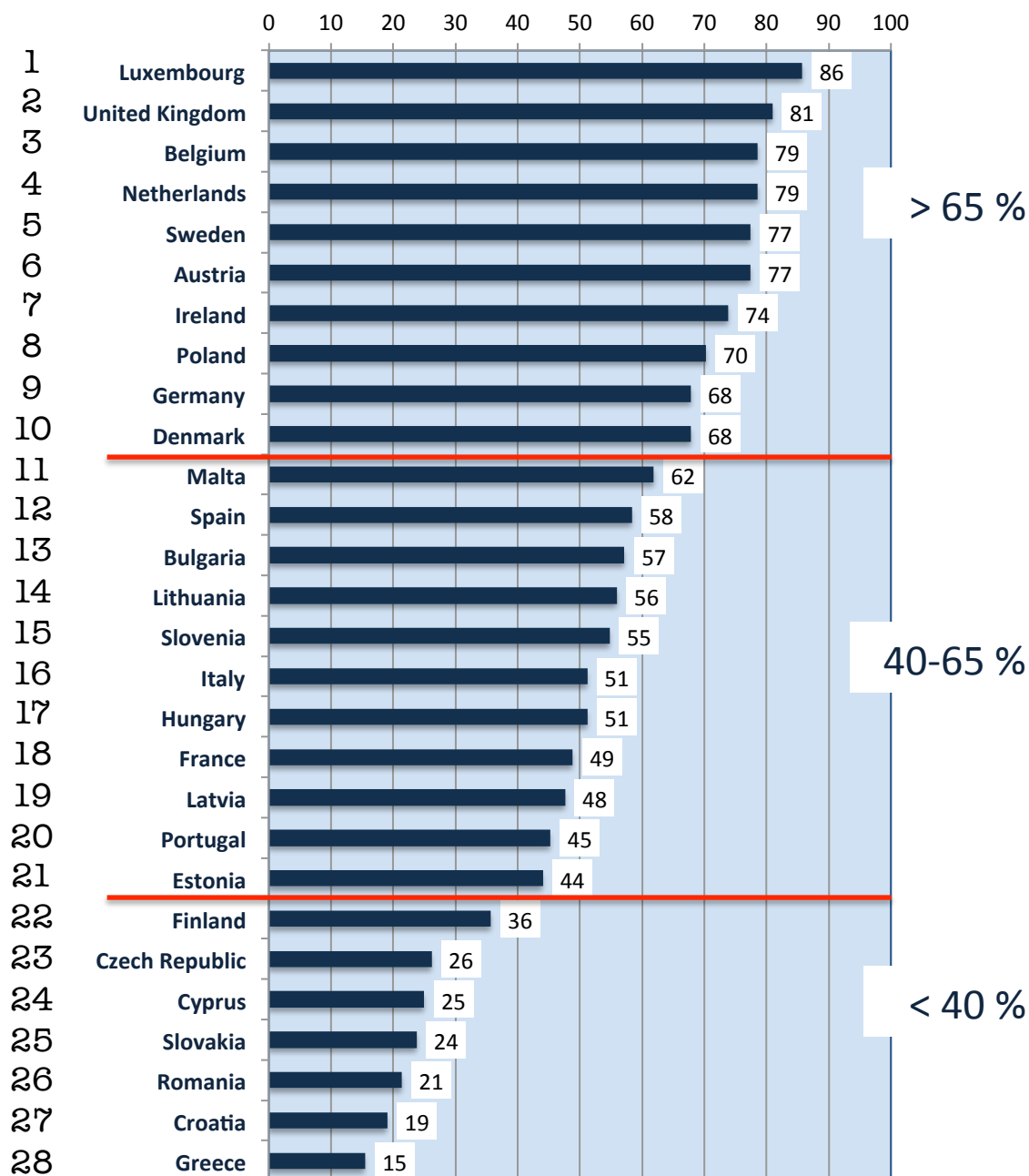


EAPC INDEX OF PALLIATIVE CARE RESOURCES

data from 2013 EAPC ATLAS



Services / mill	1 Lux	2 UK	EAPC White Paper
Inpatient units and hospices	9,4	3,5	5
Hospital support teams	5,7	5,7	5
Home care teams	5,7	6,1	10



EAPC INDEX OF PALLIATIVE CARE VITALITY

data from 2013 EAPC ATLAS

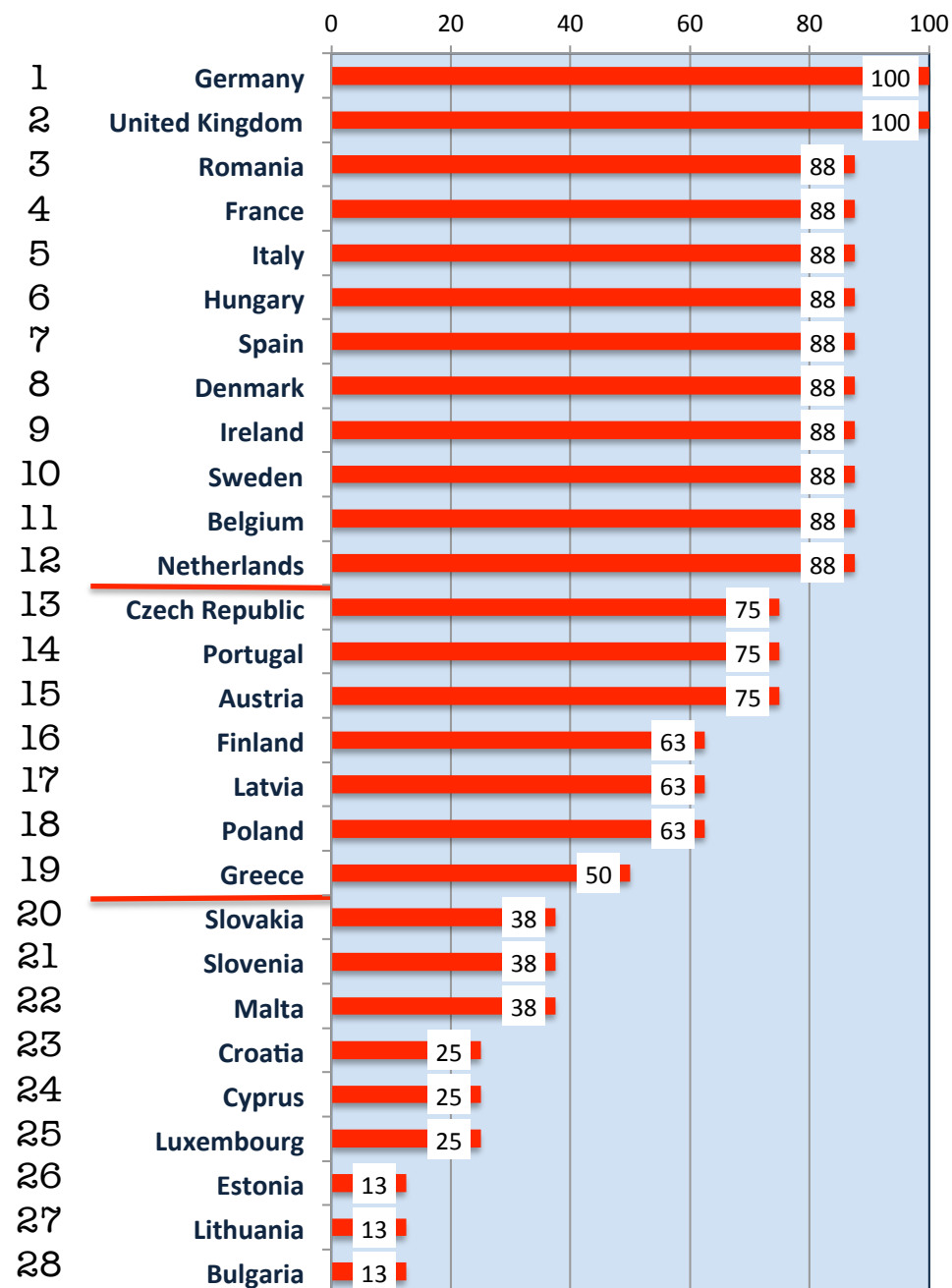


5 outcomes

Existence of a National Association
Directory of services available
Existence of Physician specialization (accreditation)
Level of attendances to EAPC Conferences
Level of publications on National PC development

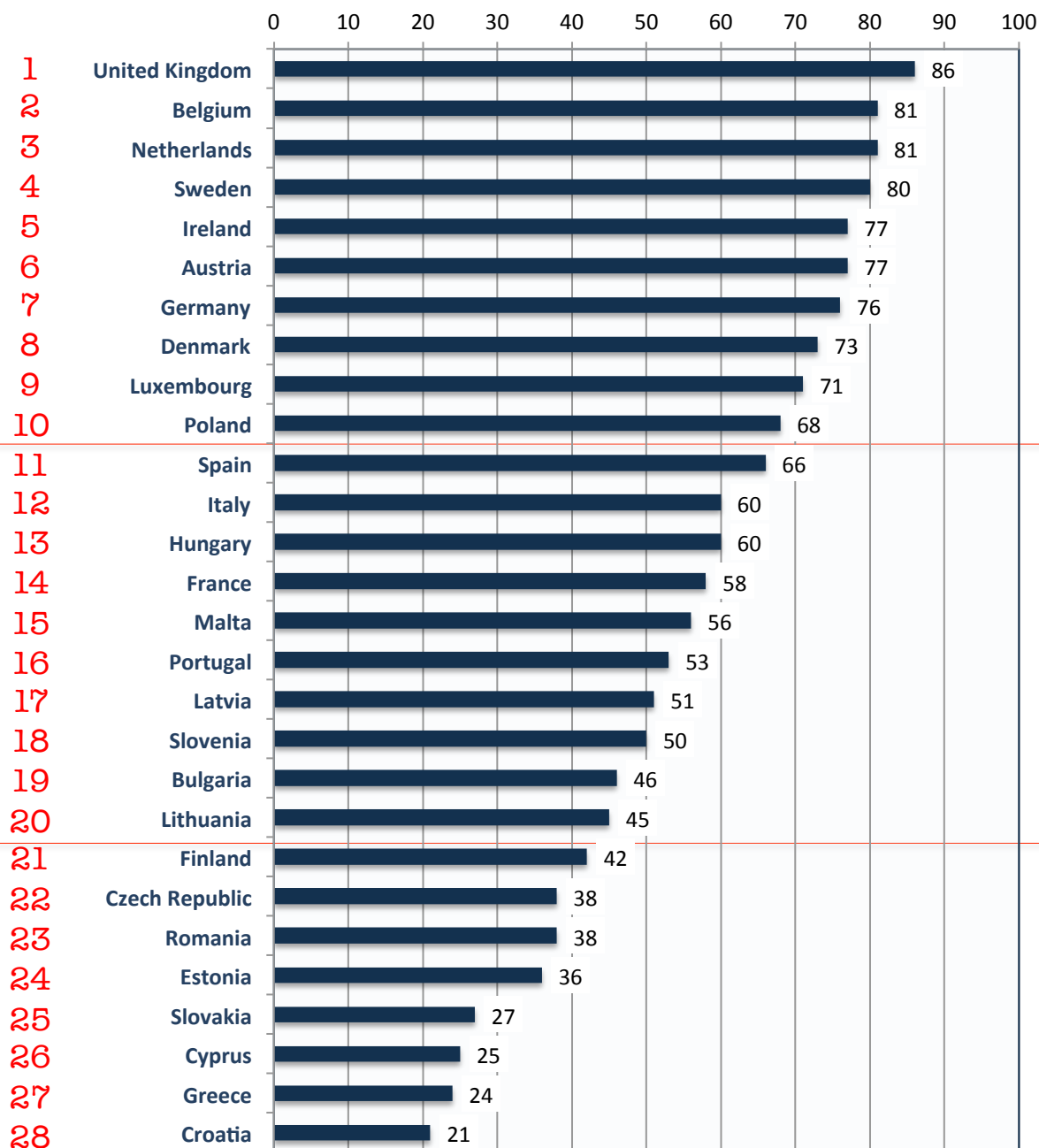


ics
Universidad
de Navarra
Institute for Culture and Society

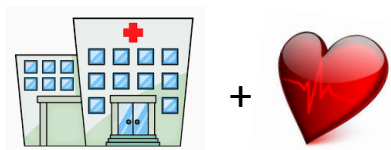


EAPC RANKING OF PALLIATIVE CARE GLOBAL DEVELOPMENT IN THE EUROPEAN UNION

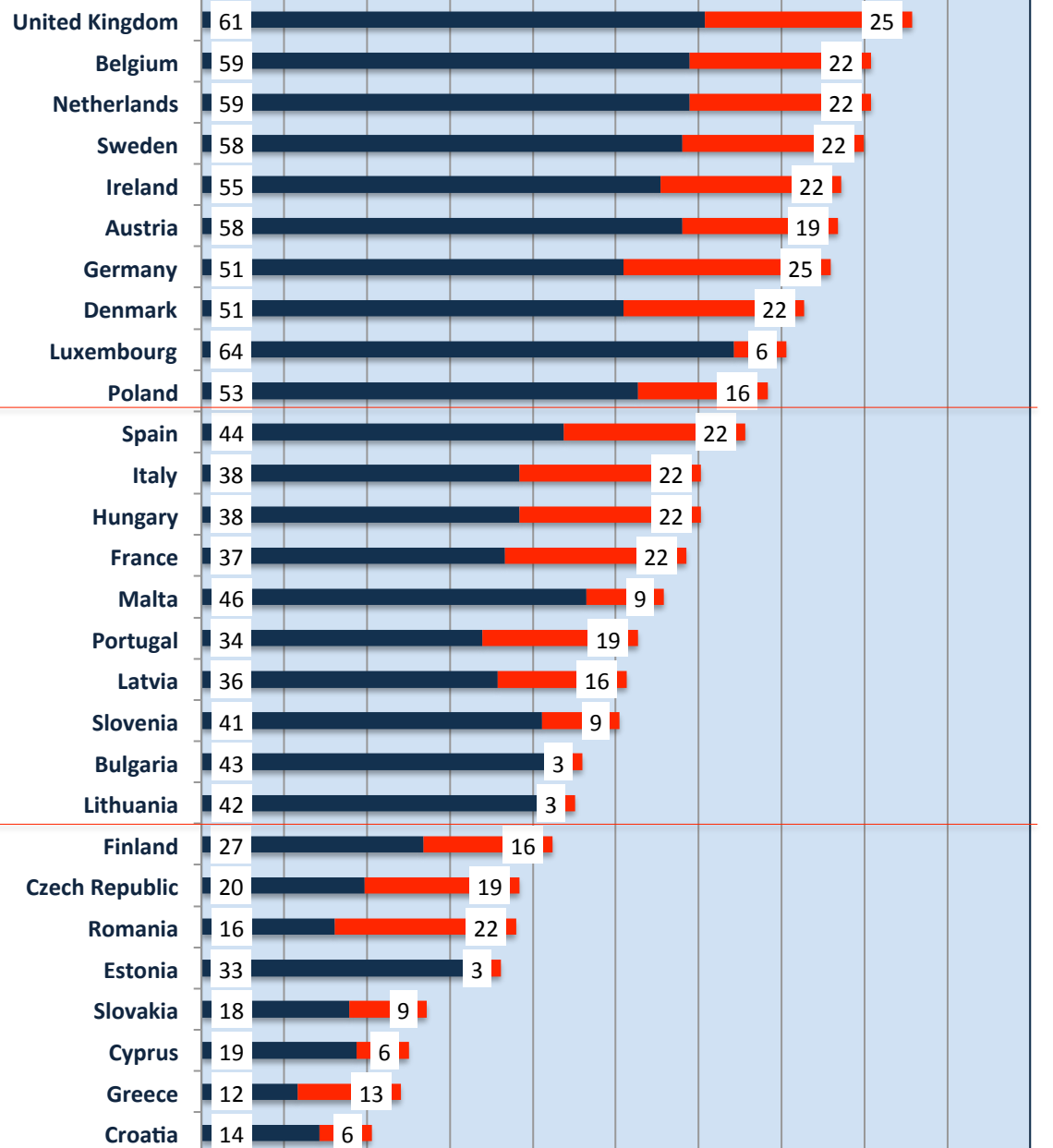
With data from 2013 EAPC ATLAS



2013 EAPC GLOBAL RANKING OF PALLIATIVE CARE DEVELOPMENT



1
2
3
4
5
6
7
8
9
10
11
12
13
14
15
16
17
18
19
20
21
22
23
24
25
26
27
28



Country	2007	2013	Change
United Kingdom	1	1	0
Belgium	4	2	2
Netherlands	10	2	8
Sweden	3	4	-1
Ireland	2	5	-3
Austria	9	5	4
Germany	5	7	-2
Denmark	13	8	5
Luxembourg	11	9	2
Poland	8	10	-2
Spain	5	11	-6
Italy	13	12	1
Hungary	17	12	5
France	7	14	-7
Malta	21	15	6
Portugal	25	16	9
Latvia	21	17	4
Slovenia	15	18	-3
Bulgaria	16	19	-3
Lithuania	18	20	-2
Finland	12	21	-9
Czech Republic	24	22	2
Romania	20	22	-2
Estonia	27	24	3
Slovakia	26	25	1
Cyprus	23	26	-3
Greece	19	27	-8
Croatia	NA	28	NA

5 years of changes



- UK: Top one
- In comparison to 2007, The **Netherlands, Malta** and **Portugal** showed the biggest improvements
- Positions of **Spain, France** and **Greece** deteriorated
- Biggest differences would need to be clarified (**Finland**: method?)

COMPARISSON OF THE TWO MOST RECENT RANKING



- SAME TOP 5 & BOTTOM 2
- 15 COINCIDENCES
- 4 OUTLAYERS

- ✓ **Relative positions of countries**
- ✓ Coincidences: ± 4 positions
- ✓ Outlayers: more than ± 5 positions

EAPC 2013		The Economist 2015	
1	United Kingdom	1	United Kingdom
2	Belgium	2	Ireland
3	Netherlands	3	Belgium
4	Sweden	4	Germany
5	Ireland	5	Netherlands
6	Austria	6	France
7	Germany	7	Sweden
8	Denmark	8	Austria
9	Poland	9	Denmark
10	Spain	10	Finland
11	Italy	11	Italy
12	Hungary	12	Spain
13	France	13	Portugal
14	Portugal	14	Poland
15	Lithuania	15	Lithuania
16	Finland	16	Czech Republic
17	Czech Republic	17	Hungary
18	Romania	18	Greece
19	Greece	19	Romania

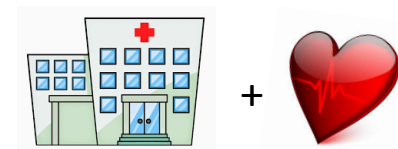
8 indicators in 2 categories


20 indicators in 5 categories

CONCLUSION



- The EAPC ranking method permitted a comparison of palliative care development between countries and shows changes over time.
- The EAPC ranking has also good reliability
- UK, The Netherlands, Belgium, Sweden and Ireland are the best reference in palliative care resources and vitality





ATLANTES research team



ics
Universidad
de Navarra

Institute for Culture and Society



Thanks !

[cccenteno@unav.es](mailto:ccenteno@unav.es)

Main investigators



Carlos Centeno

Researchers



María
Arantzamendi



José Miguel
Carrasco



Antonio
Noguera

Visiting researchers and professors



David Clark



José Pereira



Carole
Robinson



Nunziata
Comoretto

Research support



Estefanía Berjón



Eduardo
Garralda